




HUAWEI eKit

HUAWEI eKitEngine S210I Series

Extended-Temperature Switches Datasheet



Layer 2 Extended-Temperature Switches

Make SME Network Easier and Smarter



Product Overview

eKitEngine S210I series extended-temperature switches (S210I for short) are Layer 2 switches that can be controlled independently. The switches provide flexible GE access ports and GE/10GE uplink ports. It can be installed in an outdoor cabinet. The S210I supports local web-based management and cloud management. It can be widely used in harsh environments.

Product Features and Highlights

Industrial Quality

- Natural heat dissipation, long-term operating temperature range up to -40 ~ 75°C.
- IP40 protection level.
- Isolated power protection, wide voltage input 9.6V~60V.
- Provides multiple protection mechanisms, such as reverse connection prevention, overtemperature protection, and overvoltage protection.

Highly Reliable and Flexible Networking

- Supports STP/PSTP and ERPS to ensure network-level reliability.
- Supports link aggregation, achieving link-level reliability.
- Supports automatic high-priority forwarding of mainstream industrial protocols such as PROFINET and GOOSE.

Simplified architecture and Easy Maintenance

- Web O&M: Users can perform convenient and visualized management operations on devices through the web GUI.
- Supports various management and maintenance modes, such as HUAWEI eKit App and SME Network Center (SNC).

PoE power supply

- Perpetual PoE: When the switch restarts (for example, during a software upgrade), it provides uninterrupted power supply for connected PDs, ensuring uninterrupted PoE power supply.



Product Specifications

Item	eKitEngine S210I-8T4SX	eKitEngine S210I-8P4SX
Switching capacity	60Gbps	60Gbps
Packet forwarding rate	44.6Mpps	44.6Mpps

Item	eKitEngine S210I-8T4SX	eKitEngine S210I-8P4SX
Fixed port	8 x 10/100/1000BASE-T ports, 2 x GE SFP ports, 2 x 10GE SFP+ ports, 1 x DI/DO	8 x 10/100/1000BASE-T ports (PoE+), 2 x GE SFP ports, 2 x 10GE SFP+ ports, 1 x DI/DO
Chassis dimensions (H x W x D)	150mm×44mm×133mm	150mm×44mm×133mm
Chassis height	3.65 U	3.65 U
Installation methods	DIN rail	DIN rail
Weight without packaging[kg(lb)]	0.975 kg (2.15 lb)	0.986 kg (2.17 lb)
Power module type	60 W AC power adapter or external DC power supply, supporting 1+1 hot backup	240 W AC PoE power adapter or external DC power supply, supporting 1+1 hot backup
Rated input voltage	<ul style="list-style-type: none"> AC input: 100V AC ~ 240V AC, 50/60Hz DC input: 100V DC ~ 250V DC 	<ul style="list-style-type: none"> AC input: 100V AC ~ 240V AC, 50/60Hz DC input: 100V DC ~ 250V DC
Maximum power consumption	<ul style="list-style-type: none"> 16.2 W @ 60 V 13.2 W @ 12 V 	<ul style="list-style-type: none"> Without PoE: 16.24 W Full PoE load: 257.6 W (PoE: 240 W)
Noise	Noise-free (no fans)	Noise-free (no fans)
Long-term operating temperature	0–1800 m (0–5906 ft.) altitude, industrial optical modules: <ul style="list-style-type: none"> Sealed cabinet: –40°C to +65°C (–40°F to +149°F) Vented cabinet (≥ 40 LFM): –40°C to +70°C (–40°F to +158°F) Blower-equipped cabinet (≥ 200 LFM): –40°C to +75°C (–40°F to +167°F) 	0–1800 m (0–5906 ft.) altitude, industrial optical modules: <ul style="list-style-type: none"> Sealed cabinet: –40°C to +60°C (–40°F to +140°F) Vented cabinet (≥ 80 LFM): –40°C to +70°C (–40°F to +158°F) Blower-equipped cabinet (≥ 200 LFM): –40°C to +75°C (–40°F to +167°F)
Storage temperature	–40°C to +85°C (–40°F to +185°F)	–40°C to +85°C (–40°F to +185°F)
Relative humidity	5% RH to 95% RH, non-condensing	5% RH to 95% RH, non-condensing
Surge protection	Common mode: ± 6 kV	Common mode: ± 6 kV

Item	eKitEngine S210I-8T4SX	eKitEngine S210I-8P4SX
specification (service port)		
Surge protection specification (power port)	DC power: <ul style="list-style-type: none"> Differential mode: ± 1 kV Common mode: ± 2 kV 	DC power: <ul style="list-style-type: none"> Differential mode: ± 1 kV Common mode: ± 2 kV
Heat dissipation mode	No fans, natural heat dissipation	No fans, natural heat dissipation

Power Adapter Specifications

Item	60 W AC power adapter	240 W AC PoE power adapter
Appearance		
Rated input voltage	100V AC ~ 240V AC; 50/60Hz 100V DC ~ 250V DC	100V AC ~ 240V AC; 50/60Hz 100V DC ~ 250V DC
Rated output voltage	12V DC	56V DC
Maximum power consumption	60W	Total: 240W
Weight	0.90kg	1.47kg
Chassis dimensions (H x W x D)	150mm×40mm×130mm	150mm×65mm×133mm
Heat dissipation mode	No fans, natural heat dissipation	No fans, natural heat dissipation

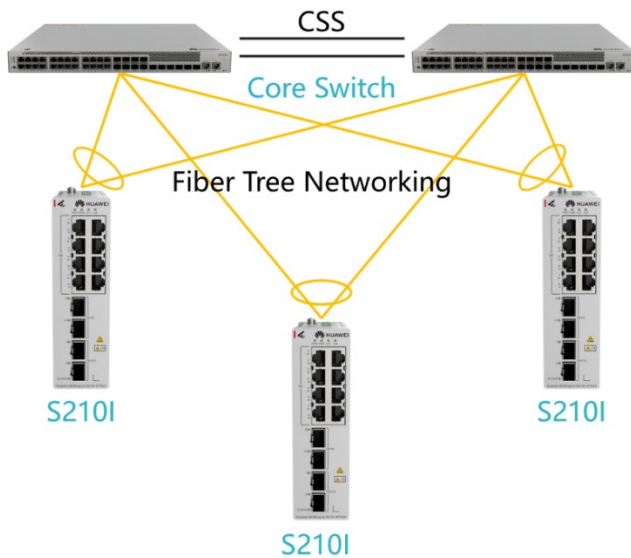
Service Features

Feature	Description
Interface Basics	VLANs
	Jumbo frames
	Port UP/DOWN detection
	Port auto-negotiation
	Link aggregation
Security	Secure boot
	Storm suppression
	Port Isolation
Ethernet Basics	32 VLANs
	Access/Trunk access mode
	Port-based VLAN assignment
	MAC address auto-learning
	Automatic MAC address aging
	Source MAC address filtering
	Static MAC address entries
Qos	Ingress port traffic rate limiting
	Port queue scheduling
	PROFINET (0x8892) , GOOSE (0x88B8) Mainstream Industrial Protocol Forwarding
User access	DHCP client
Configuration and Maintenance	Web-based NMS
	Restoring Factory Settings
	Cloud management and App management
Reliability	STP (IEEE 802.1d), RSTP (IEEE 802.1w)

Networking and Applications

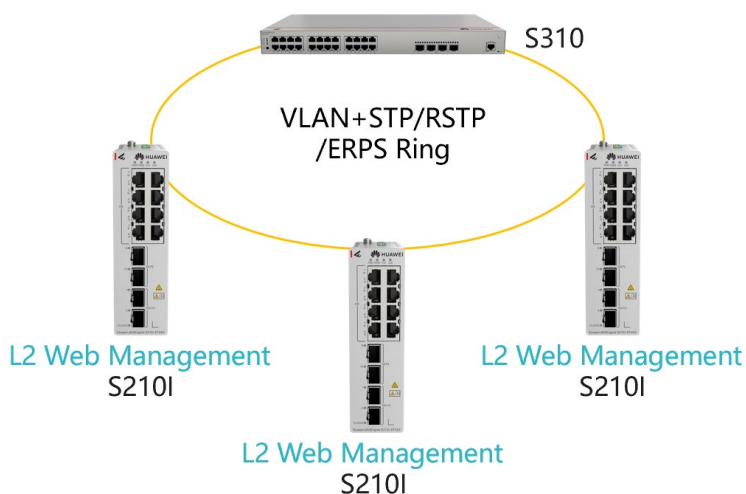
Simplified Architecture

eKitEngine S530/S550/S620 series switches are used as core switches in small and medium-sized parks, and S210I switches are used as port extensions of central switches. They provide wired or wireless access services for terminals in small and medium-sized parks and can be widely used in SME offices, schools, hospitals, and hotels.



High-reliability Ring Network

eKitEngine S310 aggregation switch and S210I switches form an STP/RSTP/ERPS ring network to provide wired or wireless access services for SME offices, schools, hospitals, and hotels.



Ordering Information

Feature	Description
eKitEngine S210I-8T4SX	S210I-8T4SX, 8*10/100/1000BASE-T ports, 2*GE SFP ports, 2*10GE SFP ports, 1*DI/1*DO, DIN Rail Mounting, Dual redundant 9.6-60 V DC power, Fanless
eKitEngine S210I-8P4SX	S210I-8P4SX, 8*10/100/1000BASE-T ports, 2*GE SFP ports, 2*10GE SFP ports, 8*POE+, 1*DI/1*DO, DIN Rail Mounting, Dual redundant 9.6-60 V DC power, Fanless
PAC60S12-AN (optional)	60W AC Power Adapter, need to be purchased separately
PAC240S56-CN (optional)	240 W AC PoE power adapter, need to be purchased separately
DIN Rail Mounting Equipment (optional)	DIN rail mounting bracket of Cabinet or Chassis, need to be purchased separately

More Information


For more information about Huawei eKitEngine switches, visit <https://e.huawei.com/en/> or contact Huawei's local sales office. Alternatively, you can contact us through one of the following methods:

- Global service hotline: <https://e.huawei.com/en/about/service-hotline>
- Enterprise technical support website: <https://support.huawei.com/enterprise/>
- Service email address for enterprise users: support_e@huawei.com

Copyright © Huawei Technologies Co., Ltd. 2025. All rights reserved.

No part of this document may be reproduced or transmitted in any form or by any means without prior written consent of Huawei Technologies Co., Ltd.

Trademarks and Permissions

 HUAWEI and other Huawei trademarks are trademarks of Huawei Technologies Co., Ltd.

All other trademarks or registered trademarks mentioned in this document are the property of their respective holders.

Notice

The purchased products, services, and features are stipulated by the contract made between Huawei and the customer. All or part of the products, services, and features described in this document may not be within the purchase scope or the usage scope. Unless otherwise specified in the contract, all statements, information, and recommendations in this document are provided "AS IS" without warranties, guarantees or representations of any kind, either express or implied.

The information in this document is subject to change due to version upgrade or other reasons. Every effort has been made in the preparation of this document to ensure accuracy of the contents. But all statements, information, and recommendations in this document do not constitute a warranty of any kind, expressed or implied.

Huawei Technologies Co., Ltd.

Address: Huawei Industrial Base,
Bantian, Longgang, Shenzhen
518129, People's Republic of China
Post code: 518129
Website: <https://e.huawei.com/en/>