



TAP400

WI-FI 6 ACCESS POINT



Enterprise



Retail



Smart city

WI-FI 6

Robust wireless network for optimal multi-user efficiency

CENTRALISED CONTROL

Configure, monitor, and troubleshoot remotely via RMS

WI-FI MANAGEMENT

Manage multiple devices and visualize your setup with the network map

ALWAYS-ON COVERAGE

Stay online and extend coverage with Fast Roaming and Mesh

Wireless

Wireless mode	802.11b/g/n/ac/ax (Wi-Fi 6) with data transmission rates up to 2402 Mbps on 5GHz and 576 Mbps on 2.4GHz (Dual Band, MU-MIMO), 802.11r fast transition, Access Point (AP), Station (STA)
Wi-Fi security	WPA2-Enterprise: PEAP, WPA2-PSK, WPA-EAP, WPA-PSK, WPA3-SAE, WPA3-EAP, OWE; AES-CCMP, TKIP, Auto-cipher modes, client separation, EAP-TLS with PKCS#12 certificates, disable auto-reconnect, 802.11w Protected Management Frames (PMF)
SSID/ESSID	SSID stealth mode and access control based on MAC address
Wi-Fi users	Up to 512 simultaneous connections
Wireless Connectivity Features	Wireless mesh (802.11s), fast roaming (802.11r), BSS transition management (802.11v), radio resource measurement (802.11k)
Wireless MAC filter	Allowlist, blocklist
Wireless QR code generator	Once scanned, a user will automatically enter your network without needing to input login information
TravelMate	Forward Wi-Fi hotspot landing page to a subsequent connected device

Ethernet

Ethernet	1 x RJ45 port 100/1000/2500 Mbps, compliance with IEEE 802.3, IEEE 802.3u, 802.3az standards, supports auto MDI/MDIX crossover
----------	--

Network

Network protocols	TCP, UDP, ICMP, GRE, ESP, RIP, OSPF, BGP, IPsec, IPv4, IPv6, ARP, IPsec, PPP, HTTP, TTPS
Connection monitoring	Ping Reboot, Wget Reboot, Periodic Reboot, LCP and ICMP for link inspection
DNS over HTTPS	DNS over HTTPS proxy enables secure DNS resolution by routing DNS queries over HTTPS
Hotspot 2.0	Hotspot 2.0 is a Wi-Fi standard that enables seamless, secure, and automatic connection to trusted wireless networks
Traffic Management	Real-time monitoring, wireless signal charts, traffic usage history

Security

Authentication	SSH key based, HTTPS, CLI, IP & Login attempts block, time-based login blocking, built-in random password generator
VLAN	Tag-based VLAN separation
Access control	Flexible access control of SSH, Web interface, CLI and Telnet
Certificate Manager	Certificate creation tool allows to create CA, server, client, let's encrypt, SCEP certificates
802.1x	Port-based network access control client

Data to Server

Protocol	HTTP(S), MQTT, Azure MQTT
Data to server	Extract parameters from multiple sources and different protocols, and send them all to a single server; Custom LUA scripting, allowing scripts to utilize the router's Data to server feature

API

Teltonika Networks Web API (beta) support	Expand your device's possibilities by using a set of configurable API endpoints to retrieve or change data. For more information, please refer to this documentation: https://developers.teltonika-networks.com
---	---

Monitoring & Management

WEB UI	HTTP/HTTPS, status, configuration, FW update, CLI, troubleshoot, multiple event log servers, firmware update availability notifications, event log, system log, kernel log
FOTA	Firmware update from server, automatic notification
SSH	SSH (v1, v2)
Email	Receive email message status alerts of various services
JSON-RPC	Management API over HTTP/HTTPS
Wi-Fi Scanner	Wi-Fi Scanner scans and collects information about wireless devices in surrounding area
RMS	Teltonika Remote Management System (RMS)

System Characteristics

CPU	Mediatek, Dual-Core, 1.3 Ghz
RAM	512 MB, DDR3
FLASH storage	16MB SPI NOR Flash, 512MB SPI NAND Flash

Firmware/Configuration

WEB UI	Update FW from file, check FW on server, configuration profiles, configuration backup
FOTA	Update FW
RMS	Update FW/configuration for multiple devices at once
Keep settings	Update FW without losing current configuration
Factory settings reset	A full factory reset restores all system settings, including the IP address, PIN, and user data to the default manufacturer's configuration

FIRMWARE CUSTOMISATION

Operating system	RutOS (OpenWrt based Linux OS)
Supported languages	Busybox shell, Lua, C, C++
Development tools	SDK package with build environment provided
GPL customization	You can create your own custom, branded firmware and web page application by changing colours, logos, and other elements in our firmware to fit your or your clients' needs

Power

Connector	RJ45 Socket
Input voltage range	44.0 – 57.0 V, surge protection >64.4 VDC 10us max
PoE standards	802.3af PoE Class 3
Power consumption	Idle: < 7 W / Max: < 11 W

Physical Interfaces

Ethernet	1 x RJ45 port, 100/1000/2500 Mbps
Status LEDs	1 x Power LED (can be turned off from web-UI)
Antennas	3 x Internal for 2.4 GHz Wi-Fi and 5 GHz Wi-Fi antennas
Antennas specifications	3x 2400 - 2500 MHz, peak gain < 4.33 dBi & 5150 - 5850 MHz, peak gain < 4.9 dBi, omnidirectional
Reset	Reboot/User default reset/Factory reset button

Physical Specification

Casing material	UV stabilized plastic, aluminum
Dimensions (W x H x D)	Ø 158 mm x 31.4 mm
Weight	285 g
Mounting options	AP mounting bracket (for ceiling mount)

Operating Environment

Operating temperature	0 °C to 50 °C
Operating humidity	10% to 90% non-condensing
Ingress Protection Rating	IP30

Regulatory & Type Approvals

Regulatory	CE, UKCA, CB, EAC, UCRF, RCM, FCC, IC, WEEE
------------	---

EMC Emissions & Immunity

Standards	EN 55032:2015+A11:2020
	EN 55035:2017+A11:2020
	EN 61000-3-3:2013+A1:2019+A2:2021
	EN IEC 61000-3-2:2019+A1:2021
	EN 301 489-1 V2.2.3
	EN 301 489-17 V3.2.4
ESD	EN 61000-4-2:2009
Radiated Immunity	EN IEC 61000-4-3:2020
EFT	EN 61000-4-4:2012
Surge Immunity (AC Mains Power Port)	EN 61000-4-5:2014 + A1:2017
CS	EN 61000-4-6:2014
DIP	EN IEC 61000-4-11:2020

RF

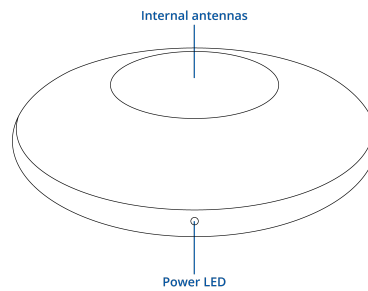
Standards	EN 300 328 V2.2.2; EN 300 893 V2.1.1; EN 300 440 V2.2.1
-----------	---

Safety

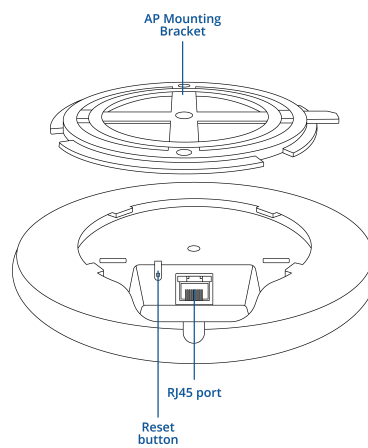
Standards	IEC 62368-1:2018
	EN IEC 62368-1:2020+A11:2020
	EN IEC 62311:2020

Hardware

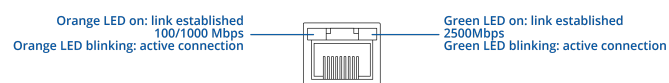
FRONT VIEW



BOTTOM VIEW



RJ45 LED MEANING



Ordering

Standard package*



TAP400



QUICK START GUIDE

*Standard package contents may differ based on standard order codes.

For more information on all available packaging options – please [contact us](#) directly.

Classification codes

HS Code: 851762
HTS: 8517.62.00

Available versions

TAP400 *****	TAP400000000 / Standard package
--------------	---------------------------------

TAP400 spatial measurements

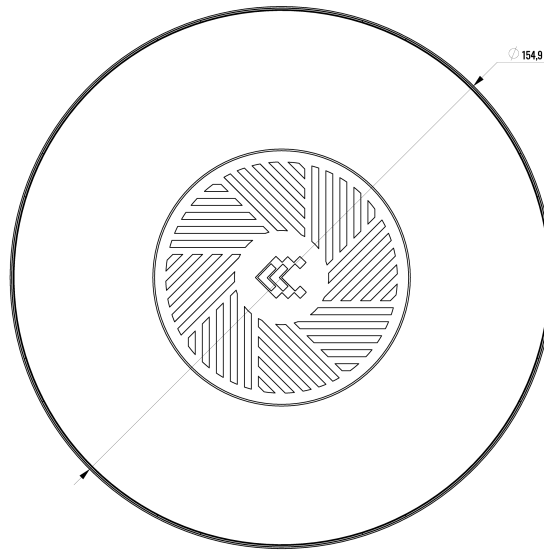
Available versions

Box:	175 x 165 x 34
Device housing*:	Ø 158 mm x 31.4 mm

*Housing measurements are presented without antenna connectors and screws; for measurements of other device elements look to the sections below

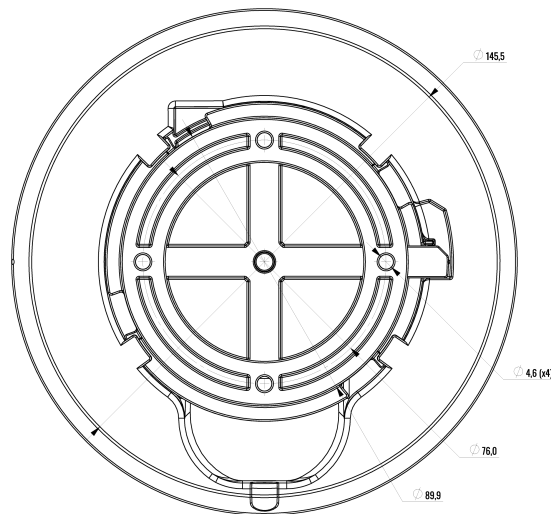
TOP VIEW

The figure below depicts the measurements of TAP400 and its components as seen from the top:



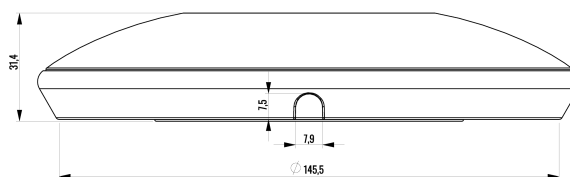
BOTTOM VIEW

The figure below depicts the measurements of TAP400 and its components as seen from the bottom side:



SIDE VIEW

The figure below depicts the measurements of TAP400 and its components as seen from the front panel side:



MOUNTING SPACE REQUIREMENTS

The figure below depicts an approximation of the device's dimensions when cables and antennas are attached:

