



## Gigabit Switches with Layer 3 Features and SFP+

SFP+ Ports for 10G Links

Layer 3 Support

1.3" Color Touchscreen Display

Models: USW-Pro-24, USW-Pro-48



## Overview

Expand and power your network with the UniFi® Pro Switch, part of the Ubiquiti® UniFi Enterprise System. It is available in two models:

- **USW-Pro-24** 24 RJ45 ports with 2 SFP+ ports
- **USW-Pro-48** 48 RJ45 ports with 4 SFP+ ports

## Fanless, Silent Cooling

The passive cooling design allows the UniFi Pro Switch to be located in any workspace.

## Fiber Connectivity

SFP+ ports enable high-capacity uplinks of up to 10 Gbps, so you can directly connect to a high-performance storage server or deploy a long-distance uplink to another switch.

## Layer 3 Features

In addition to Layer 2 switching protocols and features, the UniFi Pro Switch offers Layer 3 capabilities, such as inter-VLAN routing, static routing, and DHCP server functionality.

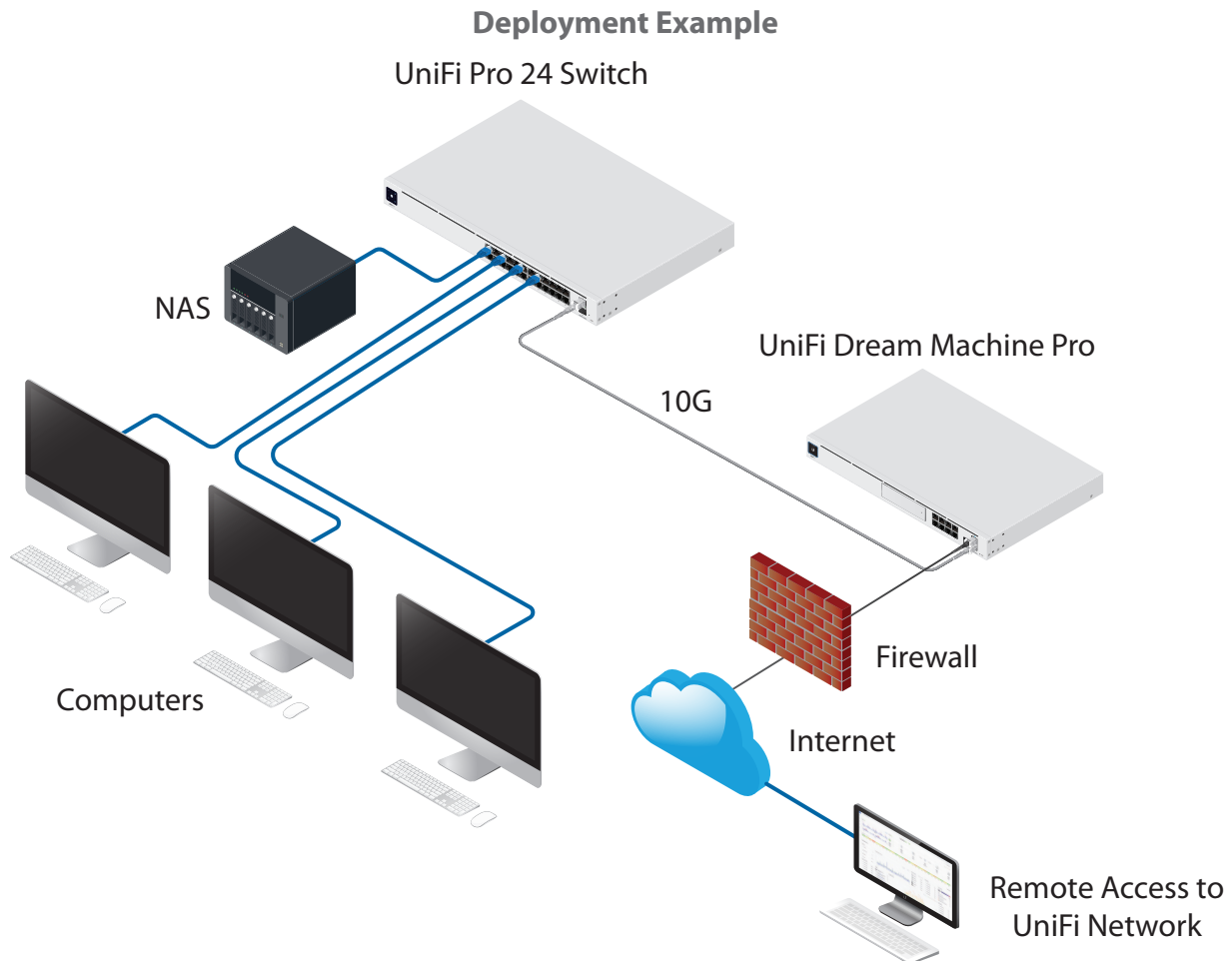
## Switching Performance

The UniFi Pro Switch offers the forwarding capacity to simultaneously process traffic on all ports at line rate without any packet loss.

## Power Supply Redundancy

The UniFi Pro Switch supports our PSU failover system, the UniFi SmartPower RPS, model USP-RPS. If the internal power supply unit fails, the proprietary USP RPS interface acts to provide redundant power for backup\*.

\* Requires use of the USP-RPS (coming soon).



*Via its Gigabit RJ45 and SFP+ ports, the UniFi Pro 24 Switch connects a variety of devices to the local network.*

### UniFi Pro 24-Port Switch

- (24) Gigabit RJ45 ports
- (2) 1/10G SFP+ ports
- 1U Rackmountable (hardware included)



USW-Pro-24

### UniFi Pro 48-Port Switch


- (48) Gigabit RJ45 ports
- (4) 1/10G SFP+ ports
- 1U Rackmountable (hardware included)



USW-Pro-48

### Innovative Display

The 1.3" touchscreen displays status information for easy monitoring and quick troubleshooting.





## Scalable UniFi Network Controller

### Management Capabilities

The UniFi Network Controller can provision UniFi devices, map out networks, and quickly manage system traffic. Important network details are logically organized for a simplified, yet powerful, interface.

### Network Overview

From a single pane of glass, view network topology and configuration, real-time statistics, and debugging metrics. Monitor your network's vitals and make on-the-fly adjustments as needed.

### Deep Packet Inspection

Ubiquiti's proprietary Deep Packet Inspection (DPI) engine includes the latest application identification signatures to track which applications (and IP addresses) are using the most bandwidth.

### Detailed Analytics

The UniFi Network Controller provides configurable reporting and analytics to manage large user populations and expedite troubleshooting. Advanced search and sorting capabilities make network management more efficient.

### Multi-Site Management

A single controller running in the cloud can manage multiple sites: multiple, distributed deployments and multi-tenancy for managed service providers. Each site is logically separated and has its own configuration, maps, statistics, guest portal, and administrator accounts.

### Switch Configuration

You can access any managed UniFi Switch\* through the UniFi Controller to configure a variety of features:

- Operation mode (switching, mirroring, or aggregate) per port
- Network/VLAN configuration
- Jumbo frame and flow control services
- Network settings
- Storm control setting per port
- Spanning tree configuration
- 802.1X control and RADIUS VLAN
- Debug terminal option for command-line interface

### Switch Port Status

You can also view status information for each port:

- Connection speed and duplex mode
- TX/RX data rates
- Network/VLAN setting

### Software Features

The UniFi Network Controller software offers the following features:

- Centralized configuration management (including configuration cloning)
- Auto-MDIX automatically adjusts as needed for straight through or crossover cable
- 802.1X (RADIUS) authentication and dynamic VLAN

\* For the USW-Pro-24 and USW-Pro-48, the minimum controller version is 5.12.9.




| USW-Pro-24  |  |
|---|--|
| Dimensions  | 442.4 x 285.4 x 43.7 mm<br>(17.42 x 11.24 x 1.72")                               |
| Weight<br>With Brackets                             | 3.50 kg (7.72 lb)<br>3.59 kg (7.92 lb)   |
| Interfaces<br>Networking<br><br>Management          | (24) 10/100/1000 RJ45 Ports<br>(2) 1/10G SFP+ Ethernet Ports<br>Ethernet In-Band |
| Total Non-Blocking<br>Throughput                    | 44 Gbps  |
| Switching Capacity                                  | 88 Gbps  |
| Forwarding Rate                                     | 65.472 Mpps  |
| Power Method<br>Universal Input<br>USP RPS DC Input | 100-240VAC, 50/60 Hz<br>11.5VDC, 2.61A   |
| Power Supply  | AC/DC, Internal, 36W   |
| Voltage Range                                       | 100 to 240VAC  |
| Max Power Consumption                               | 30W  |
| LEDs<br>RJ45 Data Ports<br>SFP+ Data Ports          | Speed/Link/Activity<br>Link/Activity   |
| ESD/EMP Protection                                  | Air: ± 16 kV, Contact: ± 12 kV   |
| Shock and Vibration                                 | ETSI300-019-1.4 Standard   |
| Operating Temperature                               | -5 to 45° C (23 to 113° F)   |
| Operating Humidity                                  | 10 - 90% Noncondensing   |
| Certifications                                      | CE, FCC, IC  |





| USW-Pro-48  |  |
|---|--|
| Dimensions  | 442.4 x 285.4 x 43.7 mm<br>(17.42 x 11.24 x 1.72")                               |
| Weight<br>With Brackets                             | 4.00 kg (8.82 lb)<br>4.09 kg (9.02 lb)   |
| Interfaces<br>Networking<br><br>Management          | (48) 10/100/1000 RJ45 Ports<br>(4) 1/10G SFP+ Ethernet Ports<br>Ethernet In-Band |
| Total Non-Blocking<br>Throughput                    | 88 Gbps  |
| Switching Capacity                                  | 176 Gbps   |
| Forwarding Rate                                     | 130.944 Mpps   |
| Power Method<br>Universal Input<br>USP RPS DC Input | 100-240VAC, 50/60 Hz<br>11.5VDC, 5.22A   |
| Power Supply  | AC/DC, Internal, 60W   |
| Voltage Range                                       | 100 to 240VAC  |
| Max Power Consumption                               | 60W  |
| LEDs<br>RJ45 Data Ports<br>SFP+ Data Ports          | Speed/Link/Activity<br>Link/Activity   |
| ESD/EMP Protection                                  | Air: ± 16 kV, Contact: ± 12 kV   |
| Shock and Vibration                                 | ETSI300-019-1.4 Standard   |
| Operating Temperature                               | -5 to 45° C (23 to 113° F)   |
| Operating Humidity                                  | 10 - 90% Noncondensing   |
| Certifications                                      | CE, FCC, IC  |



Specifications are subject to change. Ubiquiti products are sold with a limited warranty described at: [ui.com/support/warranty](http://ui.com/support/warranty)  
 The limited warranty requires the use of arbitration to resolve disputes on an individual basis, and, where applicable, specify arbitration instead of jury trials or class actions.  
 ©2019-2020 Ubiquiti Inc. All rights reserved. Ubiquiti, Ubiquiti Networks, the Ubiquiti U logo, the Ubiquiti beam logo, and UniFi are trademarks or registered trademarks of Ubiquiti Inc. in the United States and in other countries.  
 Apple and the Apple logo are trademarks of Apple Inc., registered in the U.S. and other countries. App Store is a service mark of Apple Inc., registered in the U.S. and other countries. Android, Google, Google Play, the Google Play logo and other marks are trademarks of Google LLC. All other trademarks are the property of their respective owners.

