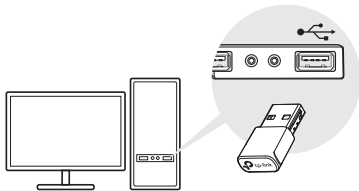


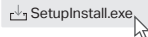
Wireless USB Adapter

1 Connect to a Computer



2 Install Driver

- Go to My Computer or This PC.
- Double click the TP-Link CD-ROM then run **SetupInstall.exe** to install driver.




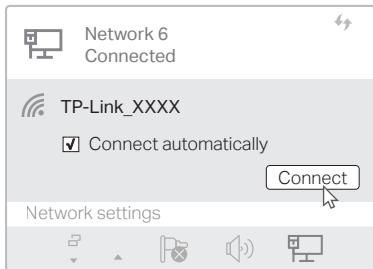
Notes:

- If you cannot find the setup program, please download the driver at www.tp-link.com/support.
- If an unknown publisher message pops up, select **Yes** to continue.
- If Windows User Account Control requires admin credentials, type user name and password of your Windows administrator account.

Images are for demonstration only.

3 Join a Wireless Network

- Click the network icon on the taskbar (the icon might look like one of these: ).
- Select your Wi-Fi network, click **Connect** and enter the password when prompted.



Troubleshooting



If you have problems during the installation, please refer to the following online FAQs.

- T1. Can't find the hardware version of the adapter:**
<https://www.tp-link.com/faq-46.html>
- T2. Can't find or connect to the wireless networks:**
<https://www.tp-link.com/faq-2253.html>
- T3. Can't install the driver:**
<https://www.tp-link.com/faq-2252.html>

Safety Information

- Do not attempt to disassemble, repair, or modify the device. If you need service, please contact us.
 - Do not use the device where wireless devices are not allowed.
 - Keep the device away from water, fire, humidity or hot environments.
 - This product can be powered only by power supplies that comply with Power Source Class 2 (PS2) or Limited Power Source (LPS) of IEC 62368-1.
- TP-Link hereby declares that the device is in compliance with the essential requirements and other relevant provisions of directives 2014/53/EU, 2011/65/EU and (EU) 2015/863.

The original EU Declaration of Conformity may be found at <https://www.tp-link.com/en/support/ce>



TP-Link hereby declares that the device is in compliance with the essential requirements and other relevant provisions of the Radio Equipment Regulations 2017.

The original UK Declaration of Conformity may be found at <https://www.tp-link.com/support/ukca>



Support

For technical support, replacement services, user guides, and other information, please visit <https://www.tp-link.com/support>, or simply scan the QR code.

